



# PARAPLEGIC CENTER

Street No.10, Sector P-1, Phase IV, Hayatabad, Peshawar.  
Phone:091-9271900-2, Ph/Fax: 091-9217901

# Annual Report

July 1<sup>st</sup>, 08 to June 30<sup>th</sup>, 09



# **ANNUAL REPORT (Summary)**

**(July 2008 to June 2009)**

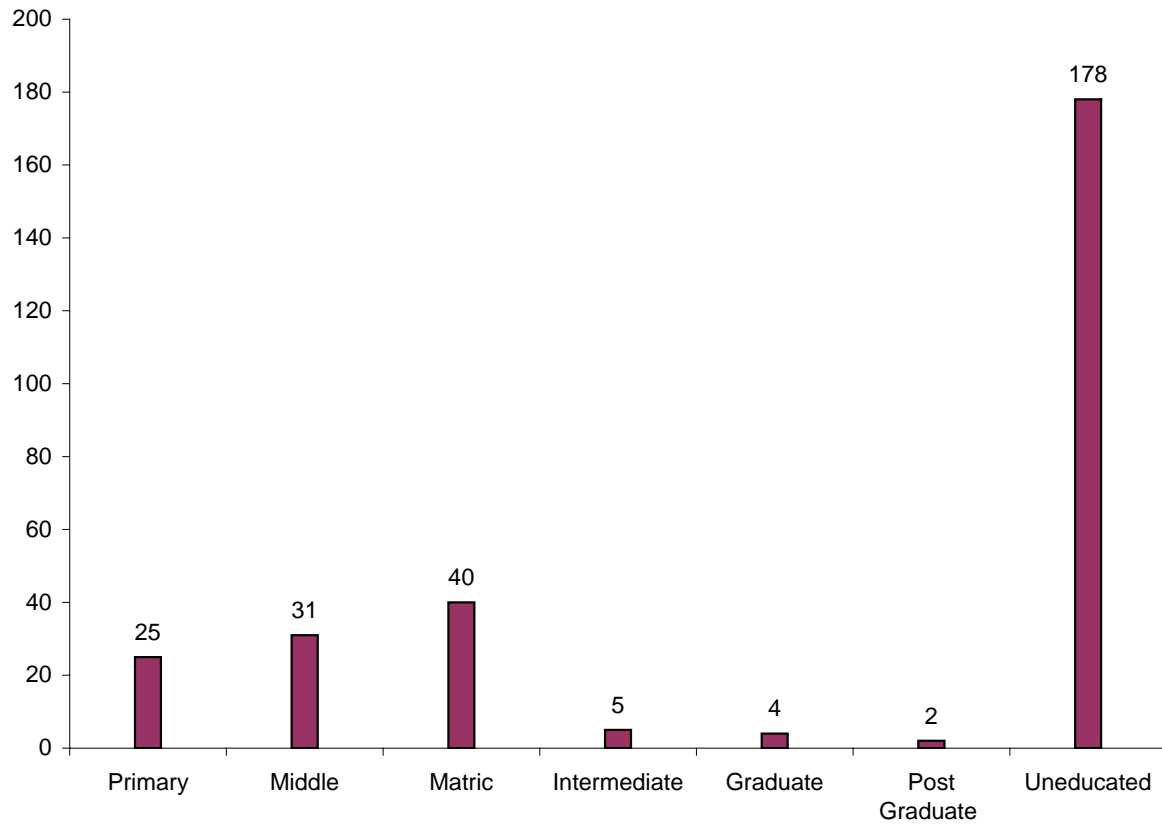
– Total No. of Admissions	<b>285</b>
– Total No. of Discharged Patients	<b>284</b>
– Re-admissions	<b>39</b>
– Male	<b>231</b>
– Female	<b>54</b>
– Adults	<b>253</b>
– Minors	<b>32</b>
– Quadriplegics	<b>53</b>
– Paraplegics	<b>228</b>
– Patients with No-Neurological deficit	<b>4</b>
– HBS +ve	<b>9</b>
– HCV +ve	<b>13</b>
– HIV +ve	<b>0</b>
– Married	<b>184</b>
– Unmarried	<b>101</b>
– Educated	<b>107</b>
– Non Educated	<b>178</b>
– Total No. of Pakistani Patients	<b>252</b>
– Total No. of Afghani Patients	<b>33</b>
– ICRC (Home care/War wounded) patients	<b>79</b>
– Total No. of Surgeries**	<b>95</b>
– Total No. of Patients provided with Vocational Training	<b>47</b>
– Computer Skills	<b>6</b>
– Tailoring/Embroidery etc	<b>41</b>
– Total. No. of Patients provided with Psychological Counseling	<b>165</b>
– Total No. of Patients provided with adoptive/supportive equipments	<b>285</b>

\*\* Surgeries Include: Flap, Debridment & Approximation, Vesicolethotomy, Skin Graft & Ext-Fixation.

## Geographical Distribution of Patients July 2008 to June 2009

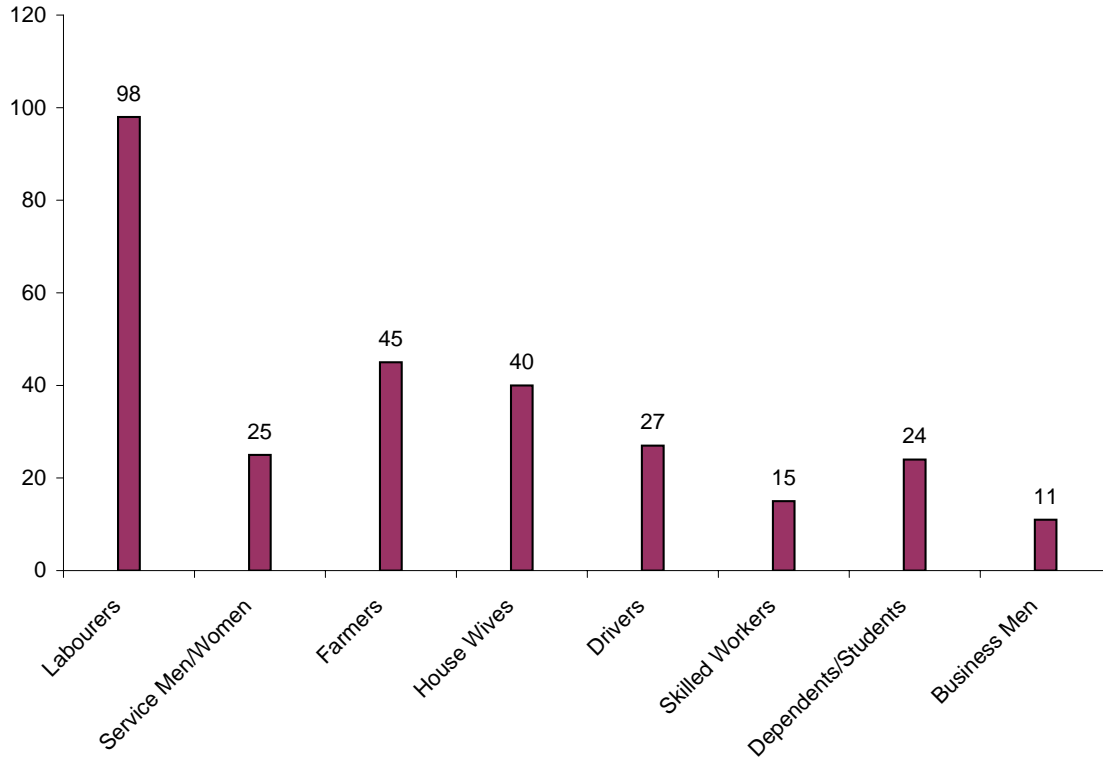
S/No	District	Number	S/No	District	Number
1	Peshawar	33	21	Sada	1
2	Mardan	14	22	Kurrum Agency	11
3	Nowshera	16	23	Bajour Agency	11
4	Swat	17	24	Khyber Agency	16
5	Mansehra	2	25	Malakand Agency	3
6	Kohat	7	26	Mohmand Agency	2
7	Karak	4	27	Waziristan Agency	8
8	Hangu	5	28	Kotli (Sindh)	1
9	Dir (Lower & Upper)	19	29	Balochistan (2 Districts)	2
10	D.I.Khan	1	30	Sargodha (Panjab)	1
11	Chitral	3	31	Vehari (Panjab)	1
12	Batagram	1	32	Attock (Panjab)	2
13	Bannu	6	33	Chakwal (Panjab)	1
14	Abbottabad	3	34	Mian Wali (Panjab)	1
15	Lucky Marwat	7	35	Rahim Yar Khan (Panjab)	1
16	Bunir	10	36	Rawalpindi (Panjab)	1
17	Charsadda	15	37	Kashmore (Sindh)	1
18	Shabqadar	1	38	AJK Muzaffarabad	2
19	Shangla	5			
20	Swabi	17	39	<b>Afghanistan</b>	<b>33</b>

# EDUCATIONAL STATUS



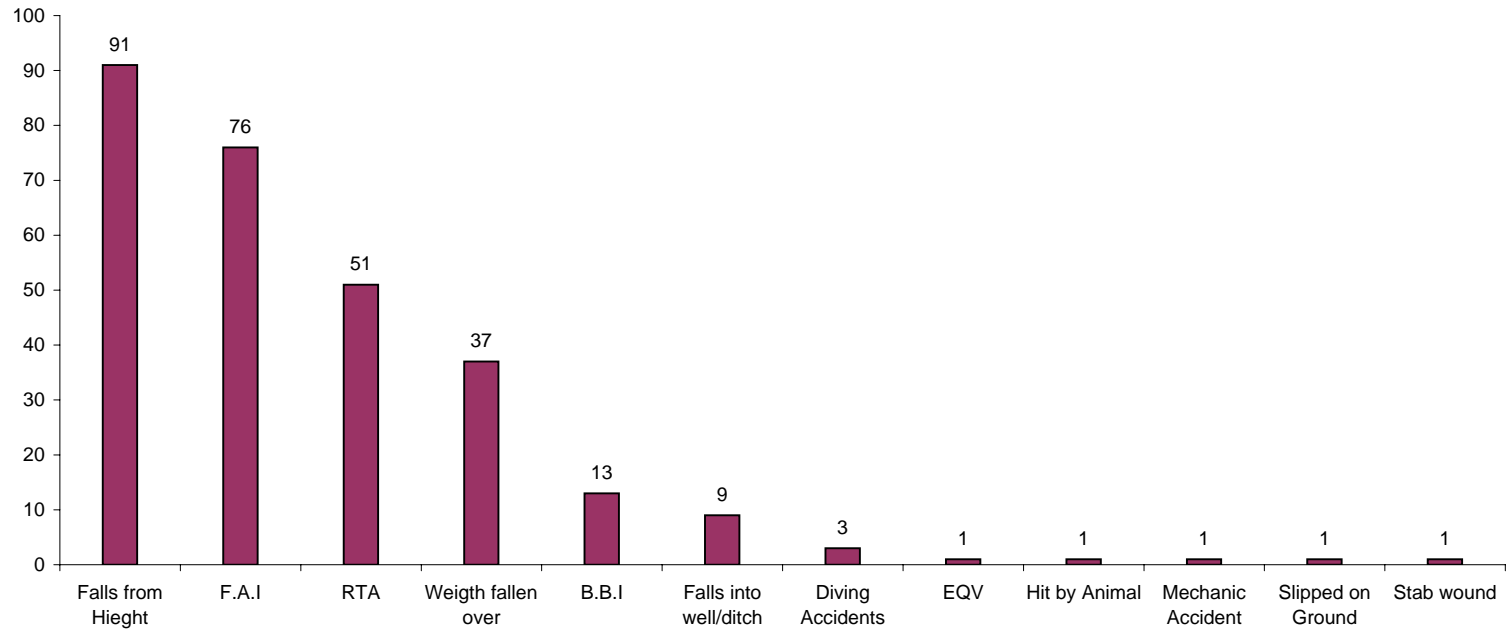
Status	Number	Percentage
Primary	25	8.8
Middle	31	10.9
Matric	40	14.0
Intermediate	5	1.8
Graduate	4	1.4
Post Graduate	2	0.7
Uneducated	178	62.5
<b>TOTAL</b>	<b>285</b>	

# PROFESSIONS



Profession	Number	Percentage
Labourers	98	34.4
Service Men/Women	25	8.8
Farmers	45	15.8
House Wives	40	14.0
Drivers	27	9.5
Skilled Workers	15	5.3
Dependents/Students	24	8.4
Business Men	11	3.9
<b>Total</b>	<b>285</b>	

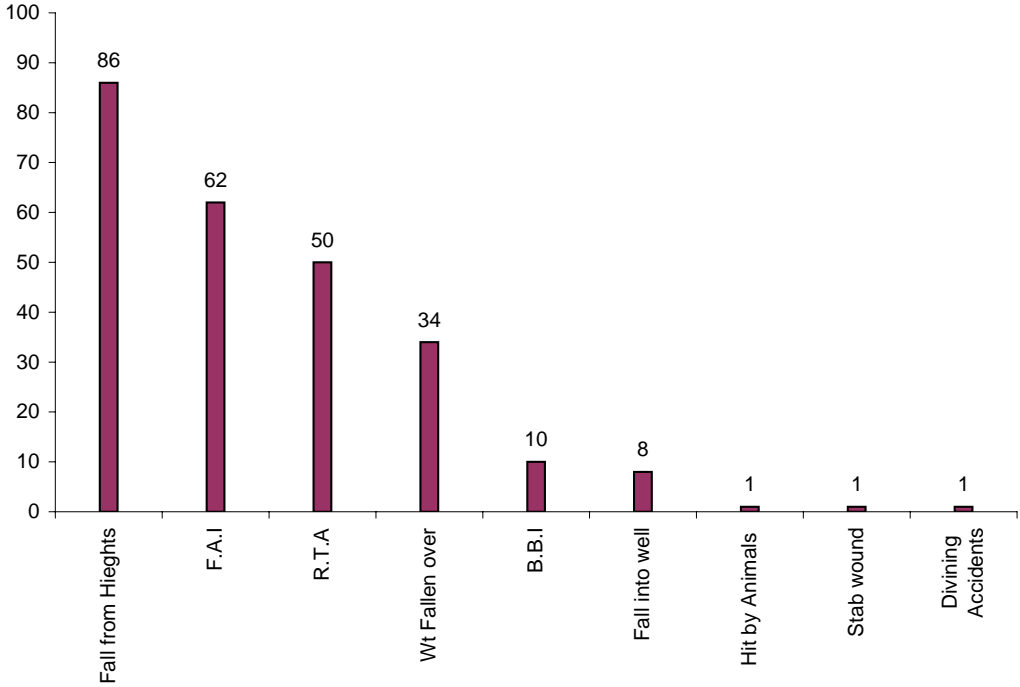
### CAUSES OF INJURY (July 2008 to June 2009) in General



**CAUSES OF INJURIES  
(July 2008 to June 2009)**

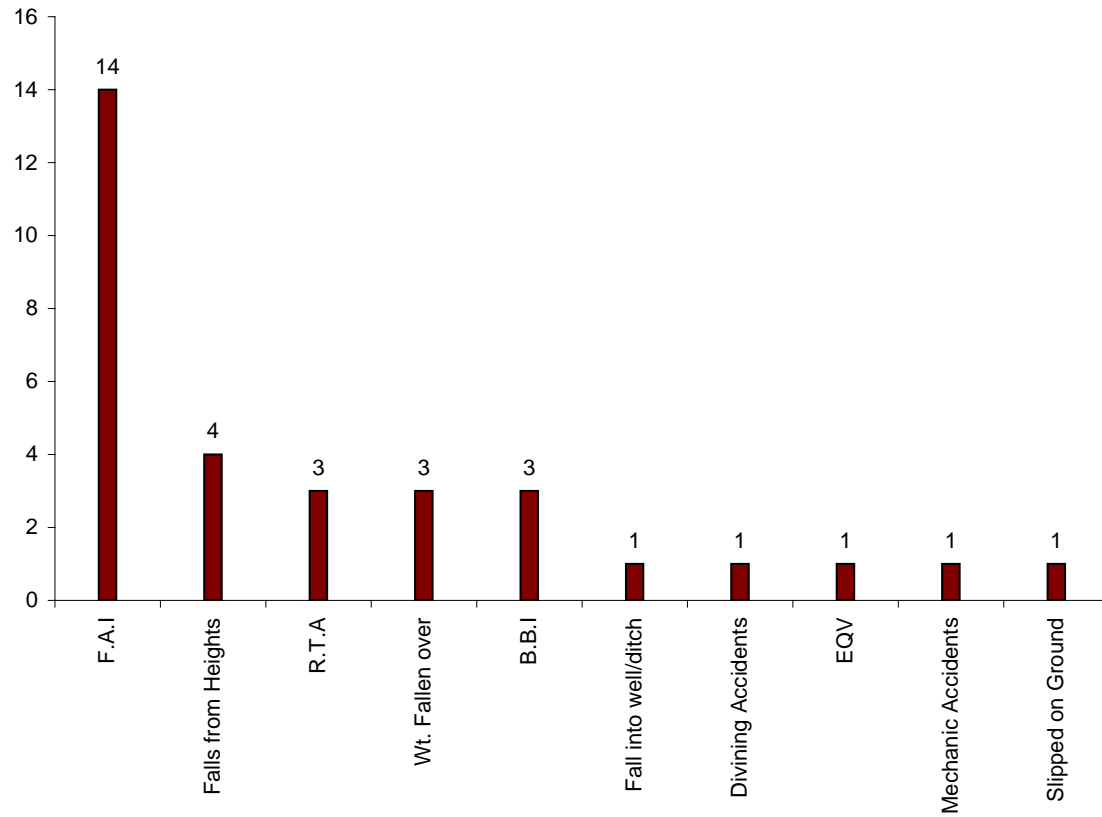
<b>Causes of Injuries</b>	<b>Number</b>	<b>Percentage</b>
Falls from Hieght	91	31.9
F.A.I	76	26.7
RTA	51	17.9
Weigth fallen over	37	13.0
B.B.I	13	4.6
Falls into well/ditch	9	3.2
Diving Accidents	3	1.1
EQV	1	0.4
Hit by Animal	1	0.4
Mechanic Accident	1	0.4
Slipped on Ground	1	0.4
Stab wound	1	0.4

# CAUSES OF INJURY IN ADULTS



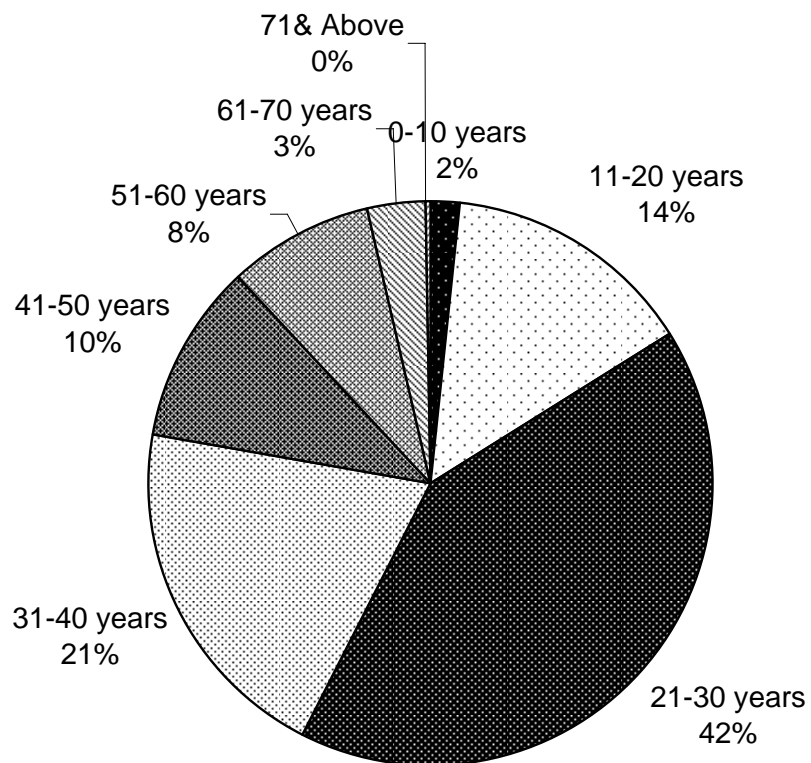
Cause of Injury	Number	Percentage
Fall from Hieghts	86	34.0
F.A.I	62	24.5
R.T.A	50	19.8
Wt Fallen over	34	13.4
B.B.I	10	4.0
Fall into well	8	3.2
Hit by Animals	1	0.4
Stab wound	1	0.4
Divining Accidents	1	0.4
	<b>253</b>	

## CAUSES OF INJURY IN MINORS (18 & Below)



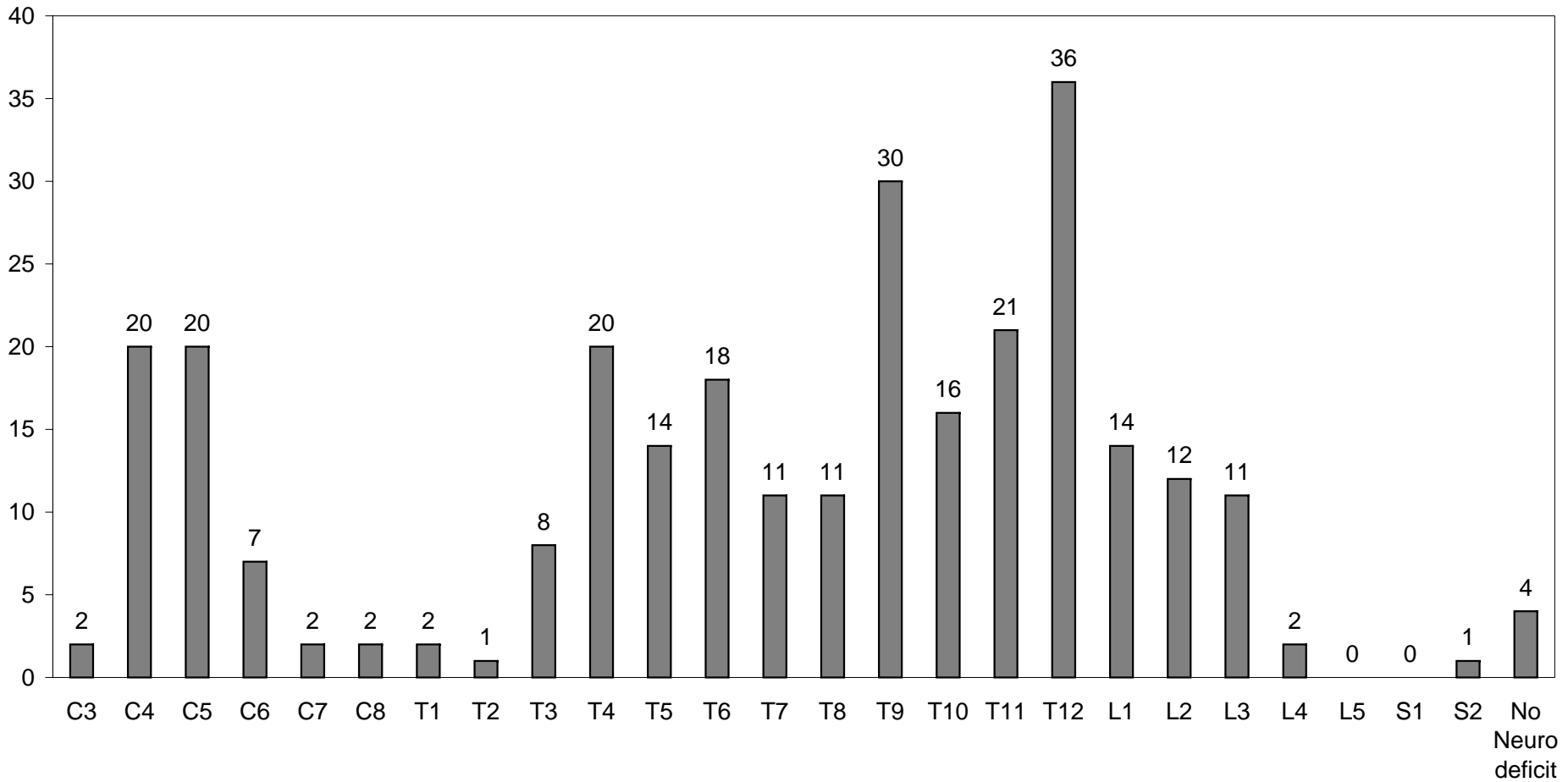
Cause of Injury	Number	Percentage
F.A.I	14	43.8
Falls from Heights	4	12.5
R.T.A	3	9.4
Wt. Fallen over	3	9.4
B.B.I	3	9.4
Fall into well/ditch	1	3.1
Diving Accidents	1	3.1
EQV	1	3.1
Mechanic Accidents	1	3.1
Slipped on Ground	1	3.1
	<b>32</b>	

## PATIENTS AGE AT THE TIME OF INJURY

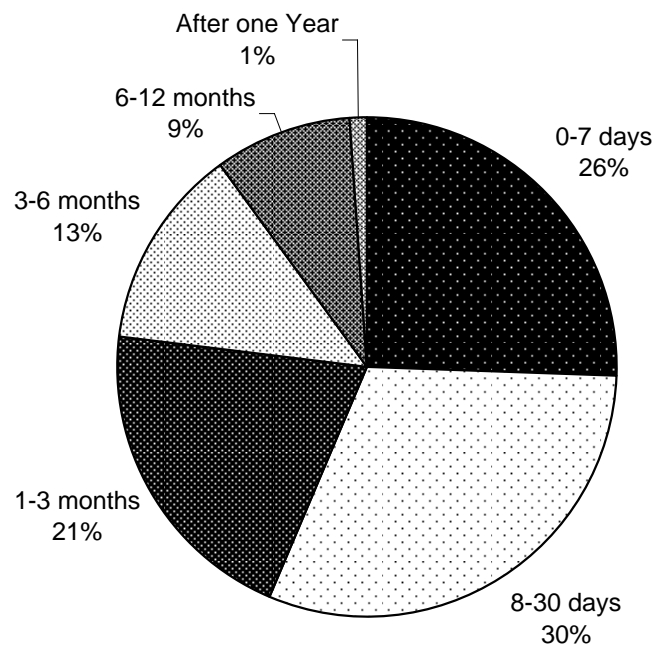


Ages	No. Patients	Percentage
0-10 years	5	1.8
11-20 years	41	14.4
21-30 years	118	41.4
31-40 years	58	20.4
41-50 years	29	10.2
51-60 years	24	8.4
61-70 years	9	3.2
71 & Above	1	0.4
<b>TOTAL</b>	<b>285</b>	

# Neurological Levels

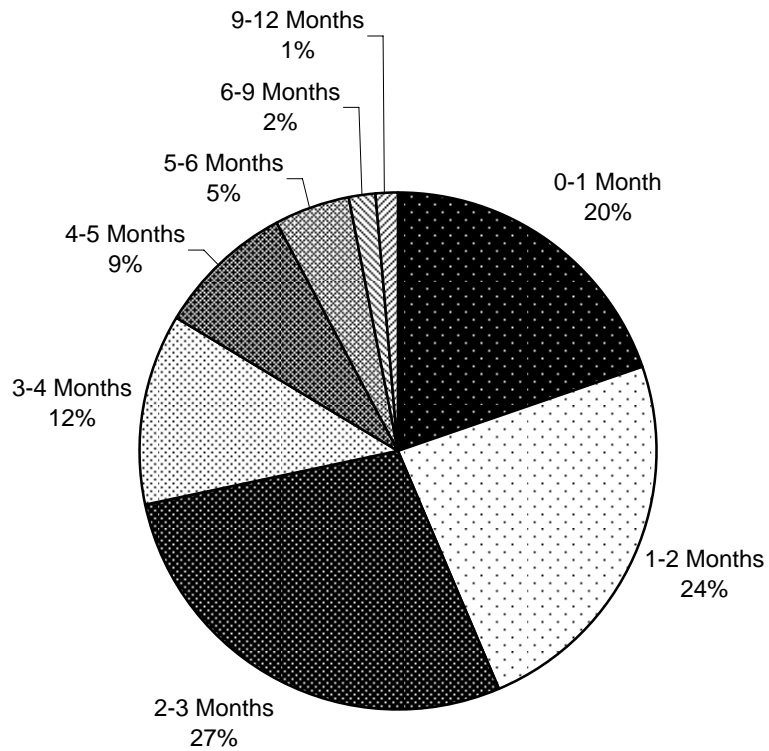


## DATE OF INJURY VS DATE OF ADMISSION



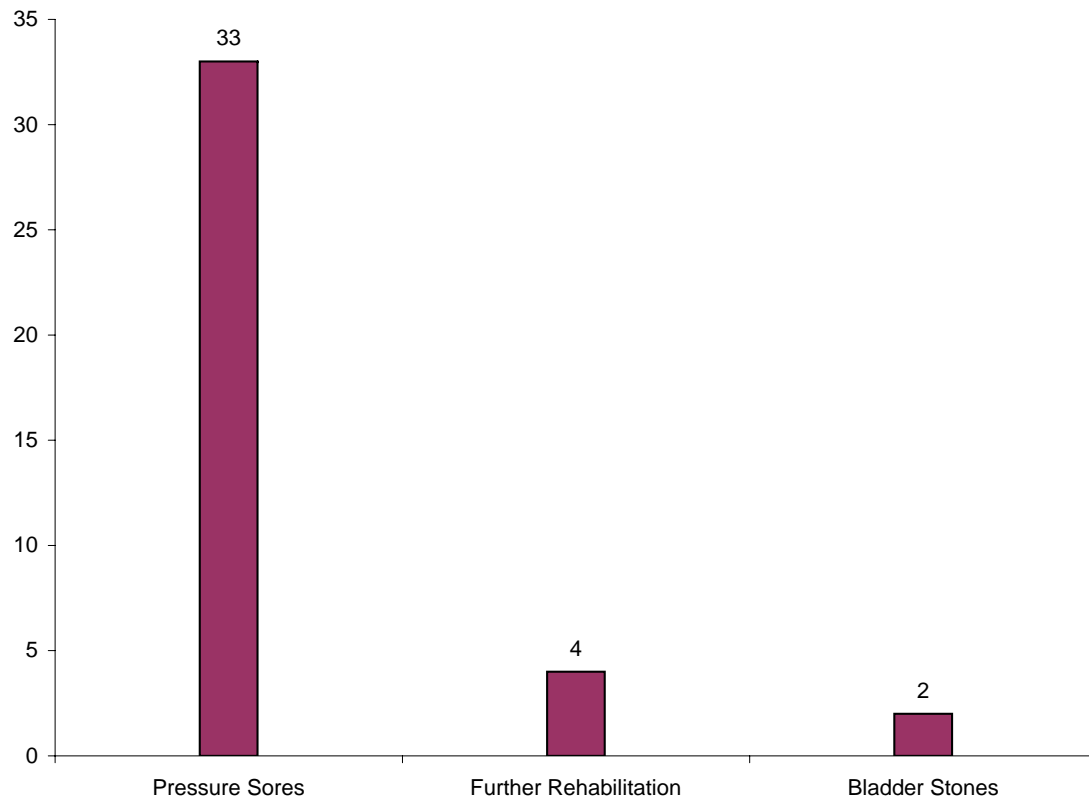
Time Period	No. Patients	Percentage
0-7 days	63	25.5
8-30 days	76	30.8
1-3 months	51	20.6
3-6 months	32	13.0
6-12 months	22	8.9
After one Year	3	1.2

# STAY OF PATIENTS AT PARAPLEGIC CENTER



Time Period	No. Patients	Percentage
0-1 Month	56	19.6
1-2 Months	68	23.9
2-3 Months	80	28.1
3-4 Months	34	11.9
4-5 Months	25	8.8
5-6 Months	13	4.6
6-9 Months	5	1.8
9-12 Months	4	1.4

## Causes of Re-admissions (July 2008 to June 2009)



Causes	No.	Percentage
Pressure Sores	33	80.5
Further Rehabilitation	4	9.8
Bladder Stones	2	4.9
<b>TOTAL</b>	<b>39</b>	

**SURGERIES DETAIL FOR THE YEAR**  
**July 2008 to June 2009**

Month	Flap Surgeries	Debridment & Approximation	Vesicolectomy	Skin Graft	Ext. Fixation	Total
July	2	1	1	0	0	4
August	3	2	0	0	0	5
September	2	7	0	0	0	9
October	3	3	0	0	0	6
November	2	1	1	0	0	4
December	0	0	0	0	0	0
<b>2009</b>						
Jan	5	5	0	0	0	10
Feb	3	9	0	0	0	12
March	8	0	1	0	0	9
April	7	3	0	0	0	10
May	3	11	2	0	0	16
June	2	6	2	0	0	10
<b>Grand Total</b>	<b>40</b>	<b>48</b>	<b>7</b>	<b>0</b>	<b>0</b>	<b>95</b>

Tenotomy                      2

**VOCATIONAL TRAINING**  
**(July 2008 to June 2009)**

S/No	Section	Male	Female	Total
1	Tailoring	11	30	<b>41</b>
2	Computer	5	1	<b>6</b>

**Note:**

**Tailoring includes:** Embroidery, Quilting, Cutting, Stitching,  
Fabric Painting & Glass Painting.

**Computer Programs include:** Ms.Windows, MS Word, MS Excel, Powerpoint,  
Urdu Inpage & Internet.

**ADOPTIVE & SUPPORTIVE EQUIPMENTS**  
**ISSUED (July 2008 to June 2009)**

<b>S/No</b>	<b>Equipments</b>	<b>Number</b>
1	Wheel Chairs with cushions	<b>321</b>
2	Calipers	<b>125 Pairs</b>
3	Walking Frame	<b>152</b>
4	Elbow Crutches	<b>18 Pairs</b>
5	Canes	<b>2</b>
6	Lumbo Sacral Belts	<b>8</b>
7	Cervical Collars	
8	Security Belts	<b>15</b>
9	Foot Belts	<b>2</b>
10	Eating Aids	<b>16</b>
11	Special Plates	
12	Writing Aids	<b>6</b>
13	Brush Aid	<b>1</b>
14	Wheel Chair driving Gloves	<b>18 Pairs</b>
15	Condom Holder	

**Equipment issued with the help of**  
**Tanzeem Lissaali Wal Mahroom**  
**July 2008 to June 2009**



S/No	Equipments	Number
1	Beds	6
2	Mattresses	6
3	Wheel Chairs with cushions	16
4	Standing Frame	11
5	Toilet Chairs	20
6	TLSO	1
7	KAFO's with shoes	6 Pairs
	AFO's shoes	3
8	Walking Frames	4
9	Tricycle	6
10	Elbow Crutches	1 Pair
	Above knee prosthesis	
11	Rt with shoes	1
12	Partial foot Prothesis	1
13	Cockup splint	3
14	LSO	1
16	Sewing Machines	4
17	Urine Bags	13
18	Urine Bags cover	3
19	Foly's Catheters	18
20	Nelaton Catheters	3
21	Condoms Catheters	18

**Equipment issued with the help of  
Fred Hollows Foundation (Australia)**



<b>S/No</b>	<b>Equipments</b>	<b>Number</b>
1	Sewing Machines	4
2	Wheel Chairs with cushions	0

**Equipment issued with  
the help of ICRC**



<b>S/No</b>	<b>Equipments</b>	<b>Number</b>
1	Wheel Chairs with cushions	137
2	Toilet Chairs	190
3	W/F	45

**Equipment issued on payment**

<b>S/No</b>	<b>Equipments</b>	<b>Number</b>
1	Wheel chairs with cushions	3
2	Calipers	2 pairs
3	Walking Frames	3
4	Toilet Chairs	4

## **INDIVIDUAL PHILANTHROPISTS (July 2008 to June 2009)**

- 1. Haji Mohammad Amin**
- 2. Mr. Abdul Qudoos.**
- 3. Haji Mohammad Hussain**
- 4. Shahbaz Ahmad**
- 5. Haji Saeedullah**
- 6. Kareem Khan**
- 7. Mrs. Sharmeen**
- 8. Haji Adeel**
- 9. Shah Hakeem**
- 10.Syed Mohammad Ilyas**
- 11.Sidrah Saleem**